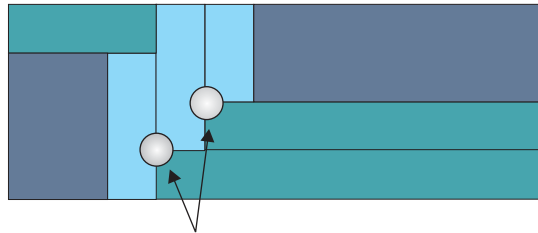


# Compositions in Cloth presents Sewing Partial Seams

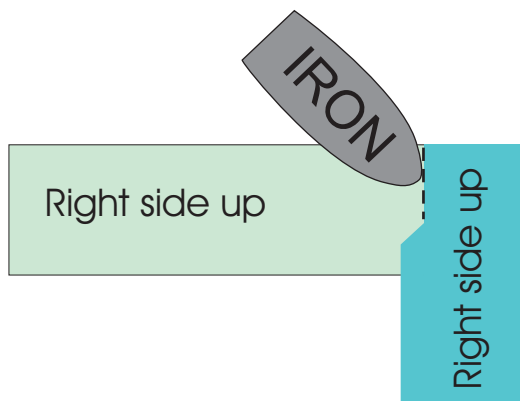
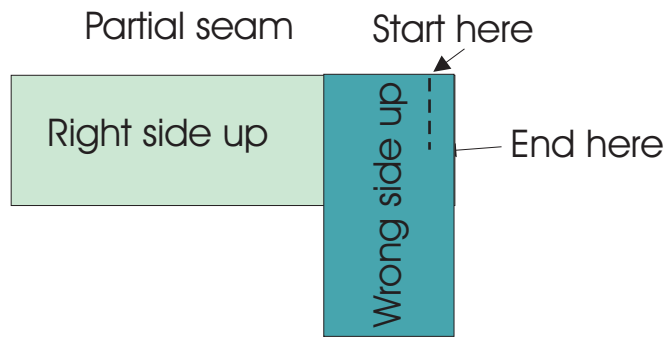
## Partial seams or half seams

(labelled with a  in Assembly Charts)

When a piece runs perpendicular to another, you usually have to sew a partial seam. When this happens, sew part way along the seam leaving at least an inch of the seam unfinished. Press only the beginning of the sewn part. Each instance of partial seam is labeled with a circle in the line diagram of the whole quilt..



Sample of labelling



Only press the tip of the seam allowance. The rest of the seam needs to be free to be sewn to the next piece.